

27

## 4x50m Freestyle Men Final

Official

NZR

Open New Zealand Short Course Record  
1:26.59  
2022-12-15  Melbourne

NZL  
NZL



Entries

























Heats





















Summary

Total

Rank	Competitor	Age	Club	RT	FINA	Result
1	 Club 37 A	13	 Club 37	+0.60		<b>1:25.98</b> NZR Entry: 1:27.87 (- 1.89 )
	Carter Swift	24 (+0.60)	11.25 21.72			
	Michael Pic...	21 (+0.28)	11.17 42.79			
	Zac Dell	22 (+0.24)	11.63 1:04.33			
	Andrew Jef...	24 (+0.25)	11.50 1:25.98			
2	 Coast Swi...	13	 Coast Swi...	+0.64		<b>1:30.31</b> Entry: 1:31.39 (- 1.08 )
	Fergus Eadie	22 (+0.64)	11.59 22.53			
	Sam Brown	19	11.82 45.35			
	Brendan Vi...	17 (+0.26)	12.08 1:08.38			
	Wilrich Coe...	26 (+0.21)	11.53 1:30.31			
3	 North Shor...	13	 North Shor...	+0.61		<b>1:31.41</b> Entry: 1:32.85 (- 1.44 )
	MacAllister...	21 (+0.61)	11.87 22.83			
	Blair Helms	21	12.20 45.92			
	Louis Clark	22 (+0.28)	12.19 1:09.21			
	Cooper Mo...	19 (+0.23)	11.48 1:31.41			
4	 Club 37 B (V)	13	 Club 37	+0.65		<b>1:31.87</b> Entry: 1:30.45 (+ 1.42 )
	Andrew Ne...	23 (+0.65)	11.56 22.48			
	Jack Hendy	22	11.65 44.45			
	Michael Han	18	12.61 1:08.36			
	Eli Litten	21 (+0.32)	12.35 1:31.87			
5	 Jasi Swim ...	13	 Jasi Swim ...	+0.68		<b>1:33.16</b> Entry: 1:34.41 (- 1.25 )
	Hugo Wrat...	18 (+0.68)	12.20 23.64			
	Bryn Drum...	17 (+0.14)	12.19 46.59			
	Thomas Wi...	19 (+0.13)	12.45 1:10.43			
	Ollie Lutton	18 (+0.43)	11.73 1:33.16			
6	 Pukekohe ...	13	 Pukekohe ...	+0.68		<b>1:34.60</b> Entry: 1:34.64 (- 0.04 )
	Luke O'Co...	17 (+0.68)	11.95 23.12			
	Blake Elliott	20	11.86 45.77			
	Ryan Elliott	16 (+0.32)	12.59 1:09.37			
	Te Hiringat...	15 (+0.56)	13.17 1:34.60			
7	 Tahiti A (V)	13	 Tahiti	+0.64		<b>1:35.32</b> Entry: 1:37.59 (- 2.27 )
	Keha Desb...	19 (+0.64)	12.06 23.35			
	Rohutu Tea...	14	12.64 48.02			
	Teiva Gehi...	20 (+0.43)	12.47 1:11.66			
	Nael Roux ...	17	12.31 1:35.32			

8	 North Shore...	13	 North Shore...	+0.63	<b>1:35.70</b> Entry: 1:35.95 (- 0.25)
	Ryan Quinn	18 (+0.63)	12.10	23.65	
	Blake Faleafa	17 (+0.44)	12.54	47.84	
	Samuel Po...	20 (+0.96)	12.74	1:12.16	
	Henry Willi...	20	12.50	1:35.70	
9	 St Paul's S...	13	 St Paul's S...	+0.62	<b>1:36.17</b> Entry: 1:36.76 (- 0.59)
	Ben Littlejohn	21 (+0.62)	11.75	22.89	
	Nathan Teb...	16	12.71	47.19	
	Neo Urlich	15	13.06	1:12.07	
	Oliver Mouat	16	12.71	1:36.17	
10	 Tasmania A	13	 Tasmania	+0.65	<b>1:36.46</b> Entry: 1:38.57 (- 2.11)
	Daniel Shil...	17 (+0.65)	12.12	23.73	
	Samuel Na...	17	12.84	48.43	
	Daniel Fra...	14 (+0.22)	13.08	1:13.21	
	Blake Stret...	18 (+0.32)	12.12	1:36.46	
11	 Pirates Swi...	13	 Pirates Swi...	+0.65	<b>1:37.04</b> Entry: 1:39.02 (- 1.98)
	Ethan Buc...	17 (+0.65)	12.65	24.55	
	Zac Alexan...	16 (+0.26)	12.43	48.24	
	Sean O'Co...	18 (+0.12)	13.14	1:12.74	
	Nick Close	21 (+0.22)	12.82	1:37.04	
12	 Kiwi ASC A	13	 Kiwi ASC	+0.72	<b>1:37.57</b> Entry: 1:38.50 (- 0.93)
	Neo Salom...	14 (+0.72)	13.04	25.35	
	Taka Sugiy...	15	13.39	50.93	
	Noah Brum...	15 (+0.34)	12.68	1:15.50	
	Kale Twist	19 (+0.46)	11.47	1:37.57	
13	 ACU Blackt...	13	 ACU Blackt...	+0.59	<b>1:37.98</b> Entry: 1:41.96 (- 3.98)
	Joshua Toi...	21 (+0.59)	12.37	23.92	
	Malik Amin ...	16 (+0.39)	12.62	47.99	
	Petar Kara...	17 (+0.29)	13.15	1:13.01	
	Sylas Philli...	17 (+0.26)	13.04	1:37.98	
14	 Tasman Sw...	13	 Tasman Sw...	+0.75	<b>1:38.32</b> Entry: 1:38.90 (- 0.58)
	Joel Verran	17 (+0.75)	12.94	25.30	
	Lono Kalani	14 (+0.47)	13.29	50.59	
	Oxford Bay...	19 (+0.39)	12.82	1:15.34	
	William Se...	17 (+0.42)	12.05	1:38.32	
15	 Aquagym S...	13	 Aquagym S...	+0.68	<b>1:38.39</b> Entry: 1:39.45 (- 1.06)
	Harry Renner	16 (+0.68)	12.51	24.33	
	Jordan Astley	18 (+0.34)	12.87	48.92	
	Ben Isles	18	12.72	1:13.77	
	Ethan Cone	18 (+0.35)	12.69	1:38.39	
16	 Nga Tai Tu...	13	 Nga Tai Tu...	+0.66	<b>1:38.53</b> Entry: 1:40.36 (- 1.83)
	Alex Esposito	19 (+0.66)	12.35	23.70	
	Luke Kugg...	20	12.97	48.63	
	Thomas Lo...	19	13.02	1:13.61	
	Ben Kugge...	17 (+0.14)	13.05	1:38.53	

17	 United Swi...	13	 United Swi...	+0.69	<b>1:38.90</b> Entry: 1:35.57 (+ 3.33)
	James Cro...	17 (+0.69)	12.15	23.88	
	William Sun	16 (+0.20)	13.38	48.76	
	Fraser Wal...	15 (+0.55)	13.30	1:14.35	
	Finn Lock	16 (+0.32)	12.76	1:38.90	
18	 Mt Maunga...	13	 Mt Maunga...	+0.71	<b>1:40.34</b> Entry: 1:41.46 (- 1.12)
	Dominic Fa...	19 (+0.71)	12.80	24.95	
	Jack Keepa	19 (+0.22)	12.53	48.88	
	Braith Swa...	16	13.50	1:14.63	
	Charlie Shi...	15	13.59	1:40.34	
19	 SwimZone ...	13	 SwimZone ...	+0.63	<b>1:40.52</b> Entry: 1:39.79 (+ 0.73)
	Mitchell He...	17 (+0.63)	13.03	25.07	
	Michael S...	16 (+0.33)	13.51	51.09	
	Kayne Howat	15 (+0.64)	13.17	1:16.51	
	Daniel Willi...	17	12.65	1:40.52	
20	 North Cant...	13	 North Cant...	+0.66	<b>1:41.27</b> Entry: 1:41.43 (- 0.16)
	Lewy Bell	19 (+0.66)	13.20	25.12	
	Findlay Knox	21 (+0.16)	13.16	50.49	
	Ethan Blair	17 (+0.39)	13.48	1:16.45	
	Rylind Whe...	15 (+0.40)	13.19	1:41.27	
21	 Jasi Swim ...	13	 Jasi Swim ...	+0.68	<b>1:41.41</b> Entry: 1:42.19 (- 0.78)
	Ray Suzuki	16 (+0.68)	13.03	25.11	
	Hamish In...	16 (+0.35)	13.22	50.33	
	Henry Guy	18 (+0.30)	13.56	1:15.58	
	Hamish Gi...	15 (+0.24)	13.42	1:41.41	
22	 Roskill Swi...	13	 Roskill Swi...	+0.64	<b>1:41.60</b> Entry: 1:39.95 (+ 1.65)
	Saniru Hewa	18 (+0.64)	12.99	25.05	
	Rui Hou	14 (+0.64)	13.03	50.75	
	Daniel Kre...	15 (+0.47)	13.33	1:16.21	
	Nemanya ...	15 (+0.55)	13.15	1:41.60	
23	 Tawa Swim...	13	 Tawa Swim...	+0.68	<b>1:41.61</b> Entry: 1:41.98 (- 0.37)
	Hara Hughes	17 (+0.68)	12.58	23.97	
	Roman An...	14 (+0.57)	13.91	50.75	
	Drew Bate...	15 (+0.38)	13.92	1:16.90	
	Ollie Robin...	16 (+0.65)	12.82	1:41.61	
24	 St Paul's S...	13	 St Paul's S...	+0.63	<b>1:41.92</b> Entry: 1:44.16 (- 2.24)
	Caign Boo...	15 (+0.63)	13.18	25.40	
	Jeremy Li	16 (+0.43)	13.16	50.83	
	Corne Diener	15 (+0.68)	13.23	1:16.40	
	Liam Woods	17 (+0.44)	13.24	1:41.92	
25	 Porirua Cit...	13	 Porirua City...	+0.66	<b>1:42.58</b> Entry: 1:42.95 (- 0.37)
	David Zhu	17 (+0.66)	12.95	24.66	
	Felix Thomas	14 (+0.59)	13.83	51.02	
	Eric Yuan	15 (+0.42)	13.69	1:17.38	
	Joe Reiher	16 (+0.43)	13.13	1:42.58	

26



Blenheim S...

13



Blenheim S... +0.64

1:43.45

Entry: 1:44.68 (- 1.23 )

Max Skehan	15	(+0.64)	12.96	25.30
Chris Smit...	26	(+0.41)	13.31	51.22
Finlay McN...	15	(+0.52)	14.22	1:18.43
Jack Love	17	(+0.12)	12.90	1:43.45

27



Nelson Sou...

13



Nelson Sou... +0.66

1:43.56

Entry: 1:44.09 (- 0.53 )

Oliver Morton	17	(+0.66)	13.05	25.33
Connor Eden	18	(+0.42)	13.50	51.17
Chase Banks	16	(+0.40)	14.07	1:18.40
Will Alford	16	(+0.22)	12.97	1:43.56

28



Hokonui Aq...

13



Hokonui Aq... +0.67

1:45.11

Entry: 1:45.32 (- 0.21 )

Marlin Ben...	14	(+0.67)	13.11	25.23
Clark Jami...	17	(+0.39)	13.57	51.12
Joel Wilson	15	(+0.33)	14.14	1:18.47
Wyatt Jami...	14	(+0.26)	14.11	1:45.11